



Mickey Party Invitations


Print the invitations and cut them out. Fill in the information, send them in A2-sized envelopes and get ready for the party!



Mickey Bookmark Template


Print on white cardstock.

Use these pieces for
an Extra Jumbo Craft Stick (1 inch wide).




Mickey face/head
Cut out and
color in according to the directions.


Use these pieces for a
Jumbo Craft Stick (3/4 inch wide).



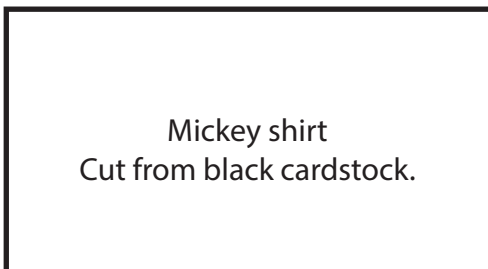
Mickey face/head
Cut out and
color in according to the directions.



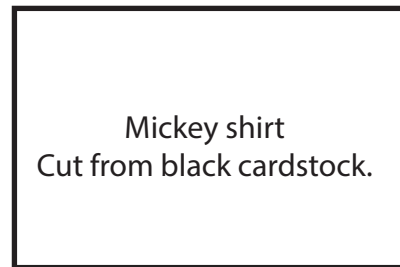
Mickey head backing
Cut from black cardstock.



Mickey head backing
Cut from black cardstock.



Mickey shirt
Cut from black cardstock.



Mickey shirt
Cut from black cardstock.

Mickey Bookmark Template

